

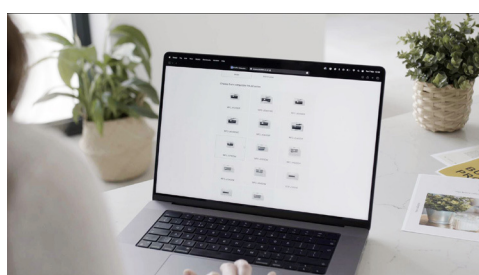
Come iscriversi a EcoPro online



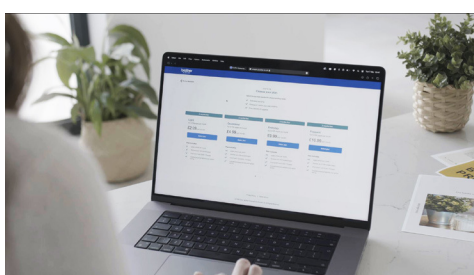
Iscriviti ora
www.brother.it/ecopro



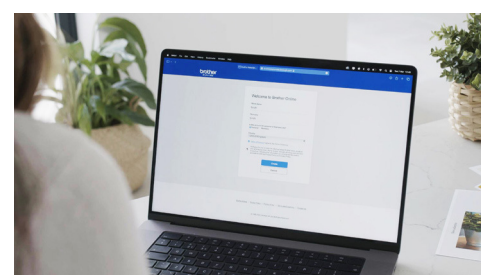
O tramite App
Brother Mobile Connect



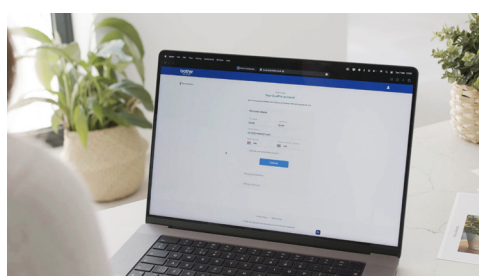
1. Seleziona il tipo e il modello della tua stampante



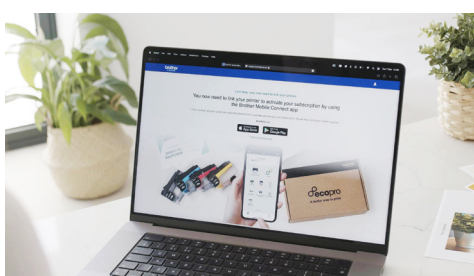
2. Scegli un piano



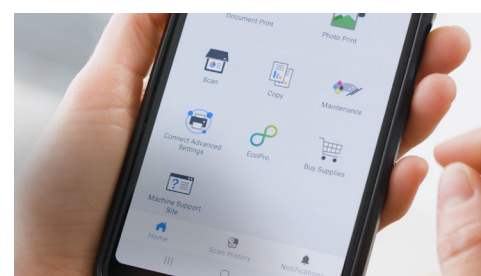
3. Crea un account



4. Inserisci i tuoi dati personali



5. Scarica l'App Brother Mobile Connect e aggiungi la tua stampante



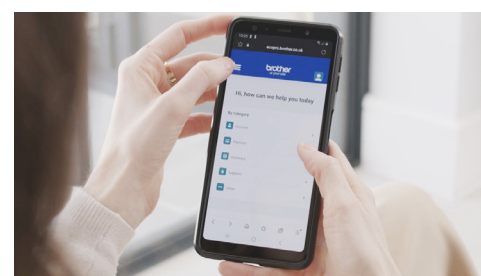
6. Tocca l'icona EcoPro per collegare la stampante all'abbonamento




7. Riceverai direttamente al tuo domicilio le cartucce EcoPro in breve tempo



8. Una volta inserito il nuovo set di cartucce nella stampante, l'abbonamento si attiva automaticamente



9. Gestisci facilmente il tuo abbonamento EcoPro direttamente dall'App



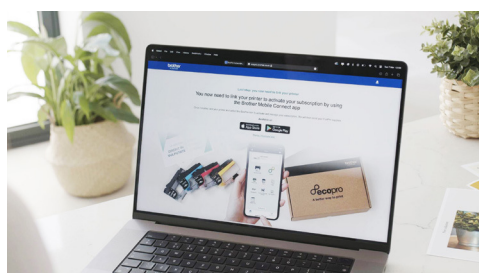
Come iscriversi a EcoPro tramite l'App Brother Mobile Connect



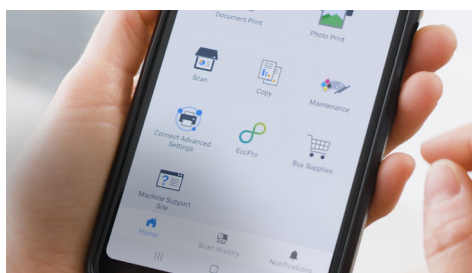
Iscrivi ora
www.brother.it/ecopro



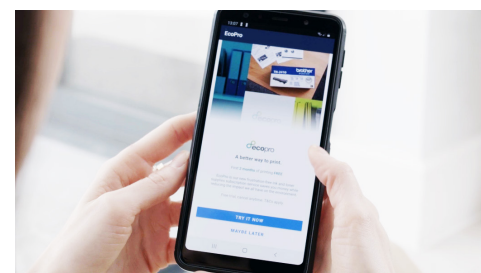
O tramite App
Brother Mobile Connect



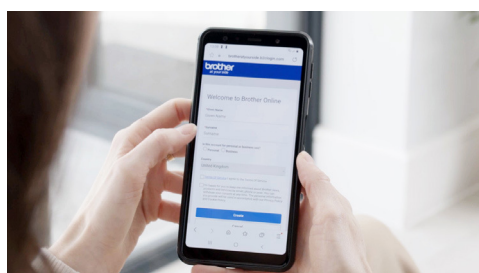
1. Scarica l'App Brother Mobile Connect



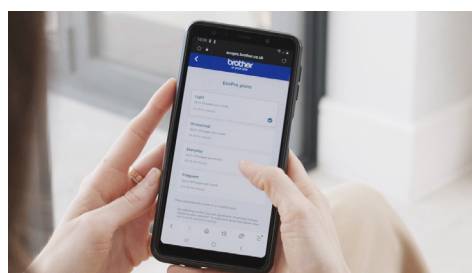
2. Tocca l'icona di EcoPro



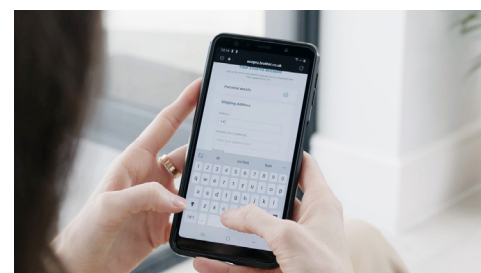
3. Seleziona Prova Ora



4. Crea un account



5. Scegli un piano



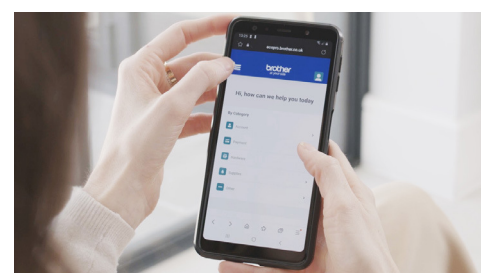
6. Inserisci i tuoi dati per attivare
l'abbonamento EcoPro



7. Riceverai direttamente al tuo domicilio le
cartucce EcoPro in breve tempo



8. Una volta inserito il nuovo set di
cartucce nella stampante,
l'abbonamento si attiva
automaticamente



9. Gestisci facilmente il tuo abbonamento
EcoPro direttamente dall'App